Februar 2026

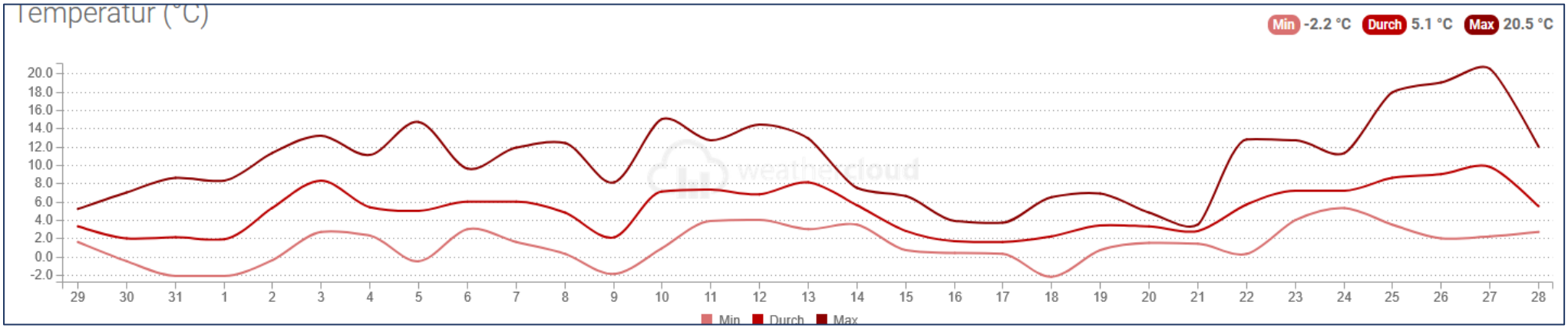

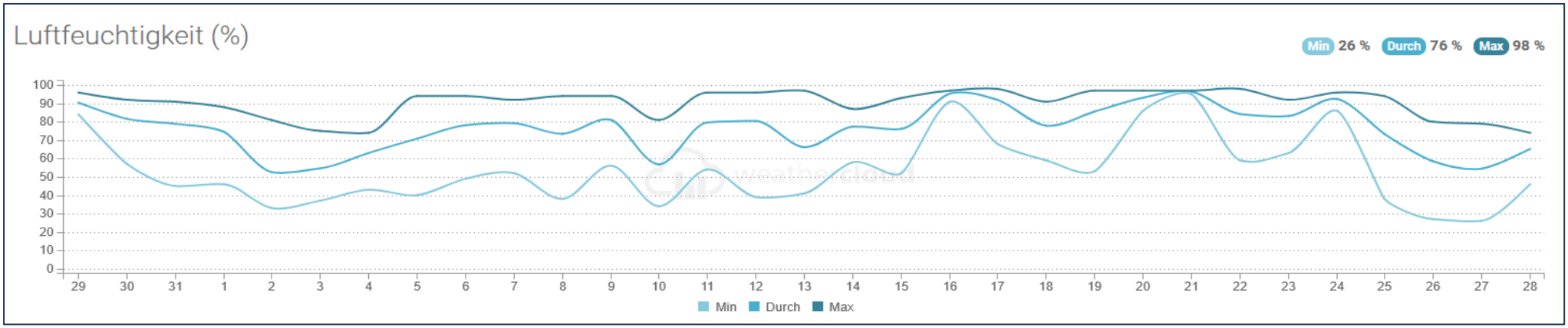

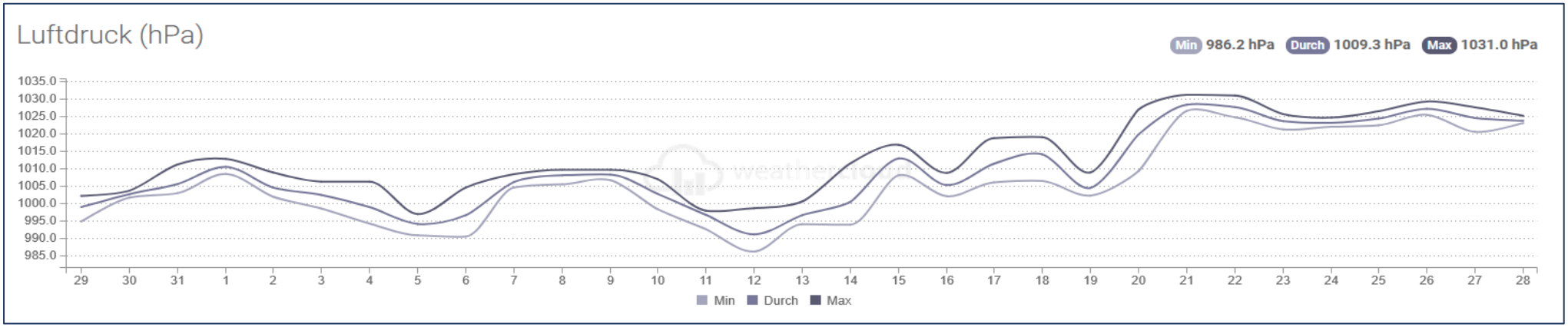
Luftdruck (hPa)
Min 986.2 hPa
Durch 1009.3 hPa
Max 1031.0 hPa
1035.0
1030.0
1025.0
1020.0
1015.0
1010.0
1005.0
1000.0
995.0
990.0
985.0
29 30 31 1 2 3 4 5 6 7 8 9 10 11 12 13 14 15 16 17 18 19 20 21 22 23 24 25 26 27 28
Min Durch Max

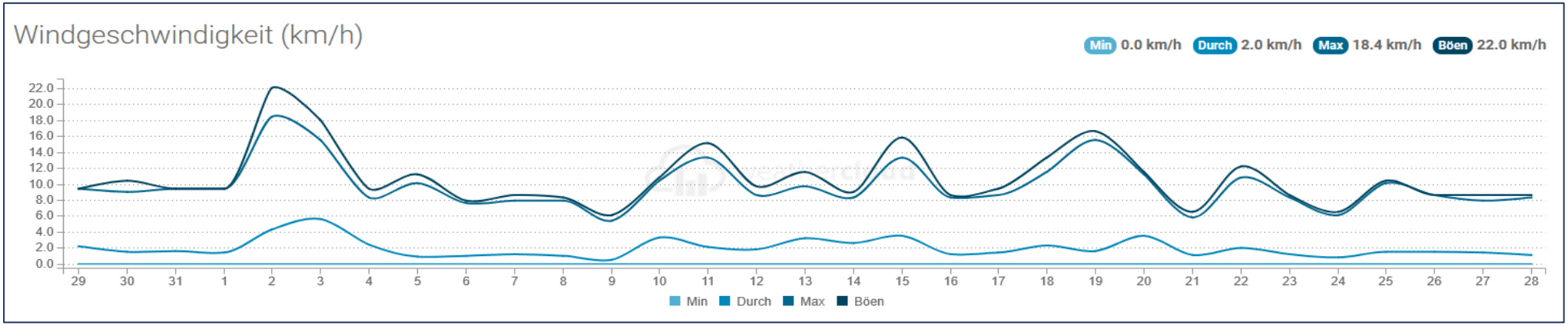
Windgeschwindigkeit (km/h)
Min 0.0 km/h
Durch 2.0 km/h
Max 18.4 km/h
Böen 22.0 km/h
22.0
20.0
18.0
16.0
14.0
12.0
10.0
8.0
6.0
4.0
2.0
0.0
29 30 31 1 2 3 4 5 6 7 8 9 10 11 12 13 14 15 16 17 18 19 20 21 22 23 24 25 26 27 28
Min Durch Max Böen

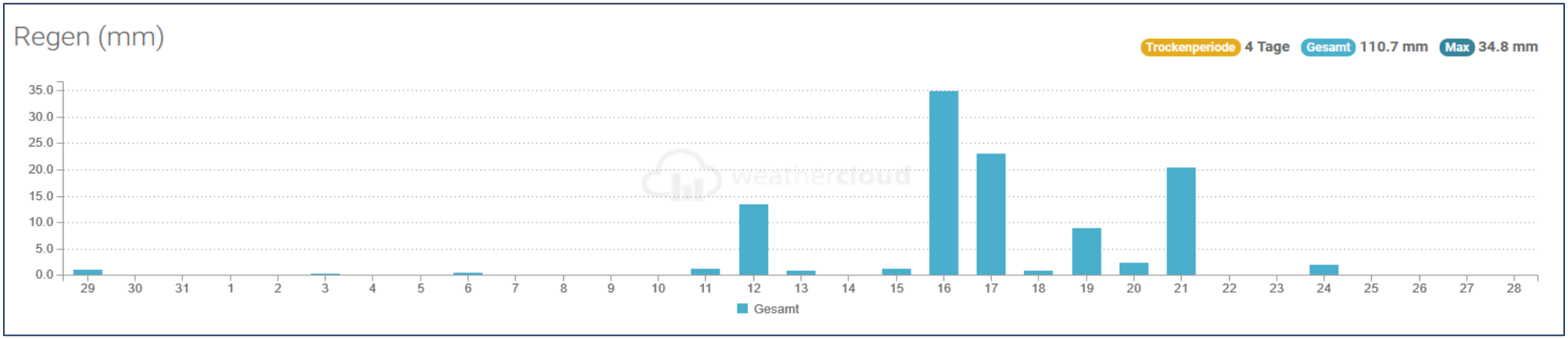
Regen (mm)
Trockenperiode 4 Tage
Gesamt 110.7 mm
Max 34.8 mm
35.0
30.0
25.0
20.0
15.0
10.0
5.0
0.0
29 30 31 1 2 3 4 5 6 7 8 9 10 11 12 13 14 15 16 17 18 19 20 21 22 23 24 25 26 27 28
Gesamt

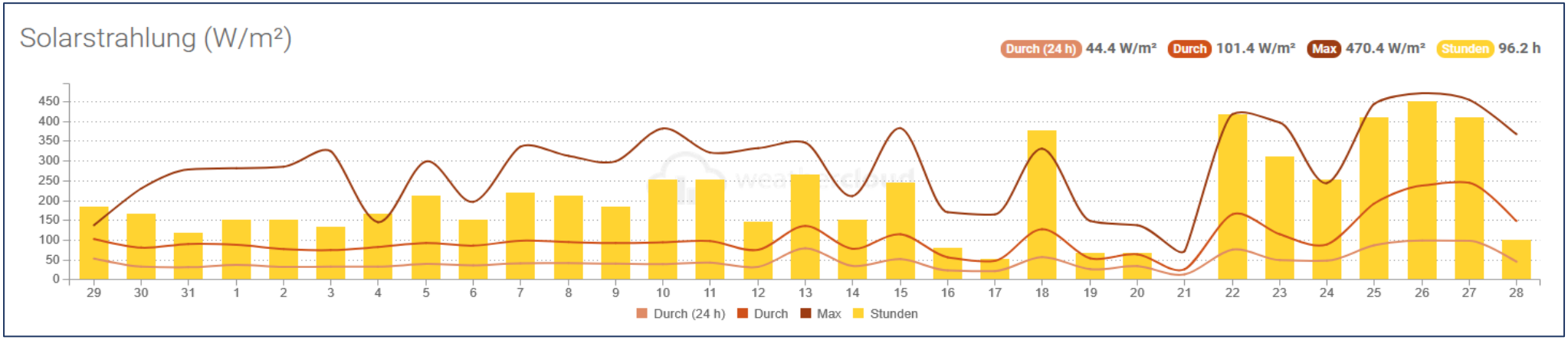
Solarstrahlung (W/m²)
Durch (24 h) 44.4 W/m²
Durch 101.4 W/m²
Max 470.4 W/m²
Stunden 96.2 h
450
400
350
300
250
200
150
100
50
0
29 30 31 1 2 3 4 5 6 7 8 9 10 11 12 13 14 15 16 17 18 19 20 21 22 23 24 25 26 27 28
Durch (24 h)
Durch
Max
Stunden

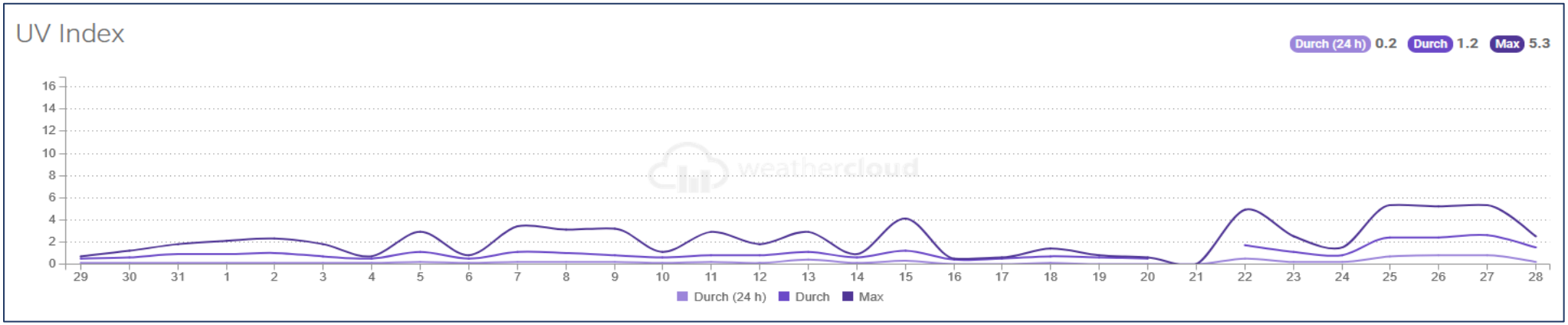
UV Index
Durch (24 h) 0.2
Durch 1.2
Max 5.3
16
14
12
10
8
6
4
2
0
29 30 31 1 2 3 4 5 6 7 8 9 10 11 12 13 14 15 16 17 18 19 20 21 22 23 24 25 26 27 28
Durch (24 h)
Durch
Max

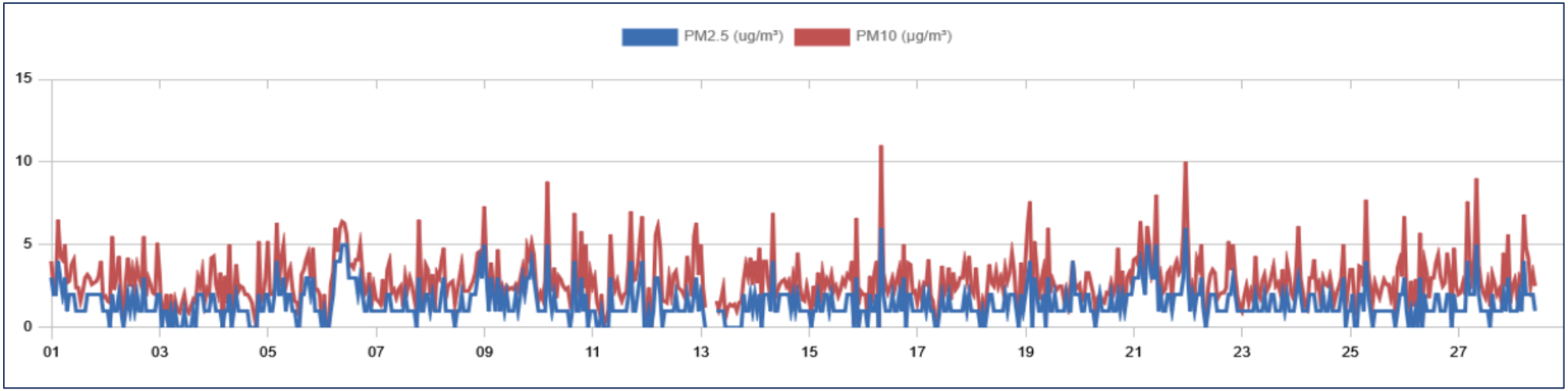
PM2.5 (ug/m³)
PM10 (µg/m³)
15
10
5
0
01 03 05 07 09 11 13 15 17 19 21 23 25 27